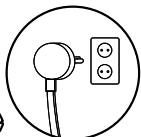

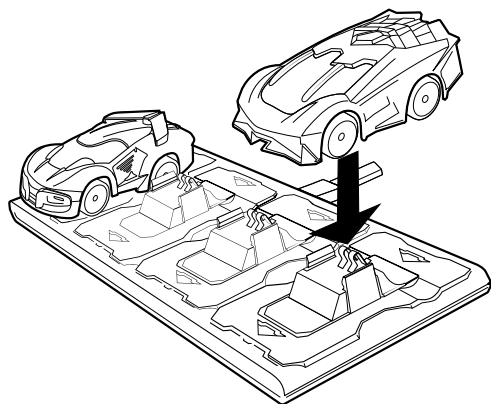


anki OVERDRIVE™

QUICK START GUIDE

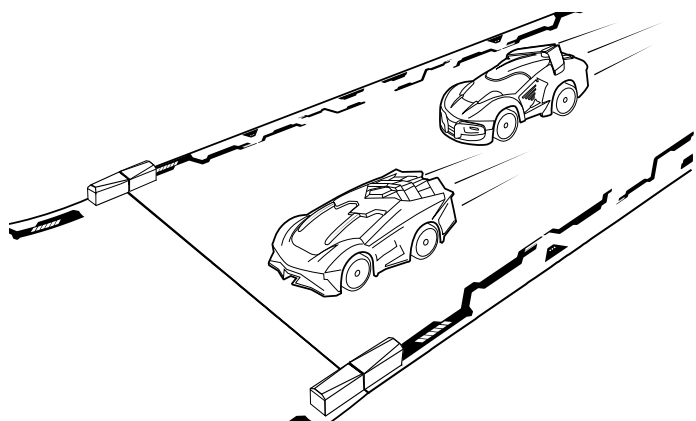



1 CHARGE THE CARS

PLACE THE CARS ON THE CHARGING PLATFORM. THEY'LL REACH A FULL CHARGE IN ABOUT 8-10 MINUTES. FULL CHARGE = SOLID GREEN LIGHT.

2 LAUNCH THE OVERDRIVE APP

DOWNLOAD ANKI OVERDRIVE FOR YOUR iOS OR ANDROID DEVICE. VISIT ANKI.COM/DEVICES TO CHECK COMPATIBILITY.



3 TAKE CONTROL, AND RACE INTO ACTION

BUILD YOUR TRACK AND COMMAND YOUR SUPERCARS TO VICTORY!

+ BASIC CARE

- Water and Supercars don't mix. Keep them dry to protect the sophisticated electronics inside.
- For top performance, clean tires frequently using the included tire cleaner.
- Avoid stepping on the track to prevent footprints. Clean track pieces with a dry or damp lint-free cloth.
- Store your track pieces in this box for safekeeping and ultimate portability.
- Learn more at anki.com/quickstart.

ADD NEW SUPERCARS AND TRACKS TO EXPAND YOUR BATTLEFIELD!

LEARN MORE AT **ANKI.COM**